

Inpatient Dashboard - Medicaid Adults (18+)

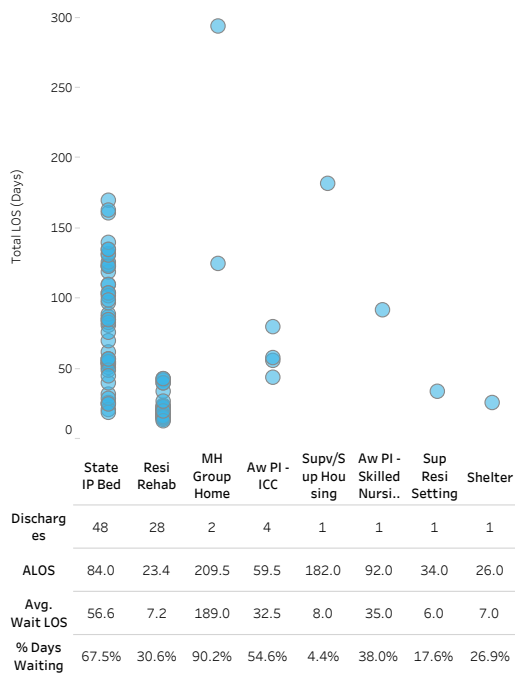
Inpatient Psych Discharges Awaiting Placement

Includes discharges from All Providers from 1/1/2022 to 6/30/2022

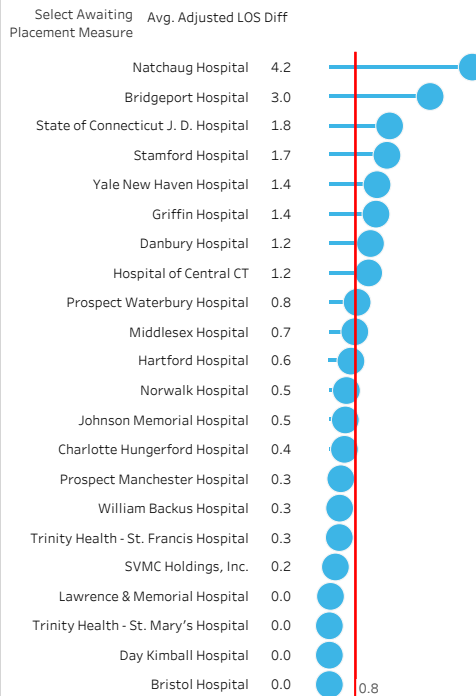


Total Discharges	# Awaited Placement	% Awaiting Placement	% Days Waiting	Avg. Total LOS	Avg. Wait LOS	Avg. Acute LOS	Avg. Adjusted LOS Diff
4,431	86	1.9%	7.1%	11.0	40.5	10.2	0.8

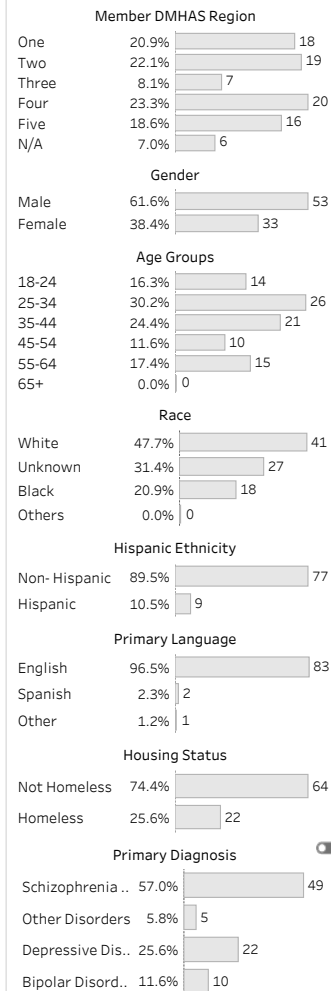
Episode-Level Length of Stay (LOS) Analysis
for Members Awaiting Placement



Avg. Adjusted LOS Diff by Provider

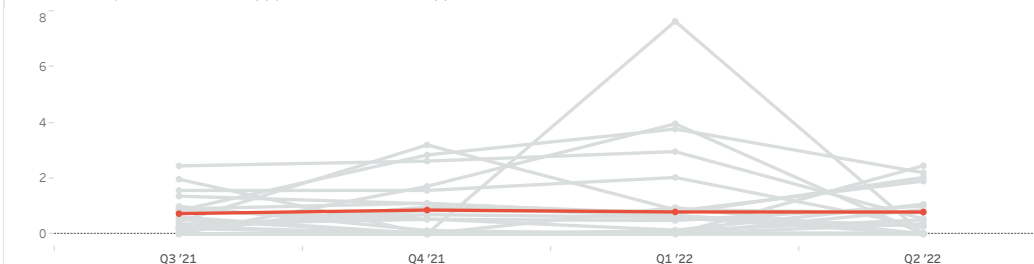


Awaiting Placement Demographics



Avg. Adjusted LOS Diff by Quarter

• All Providers | • Selected Provider(s) | • Unselected Provider(s)



Data last updated: 9/6/2022